
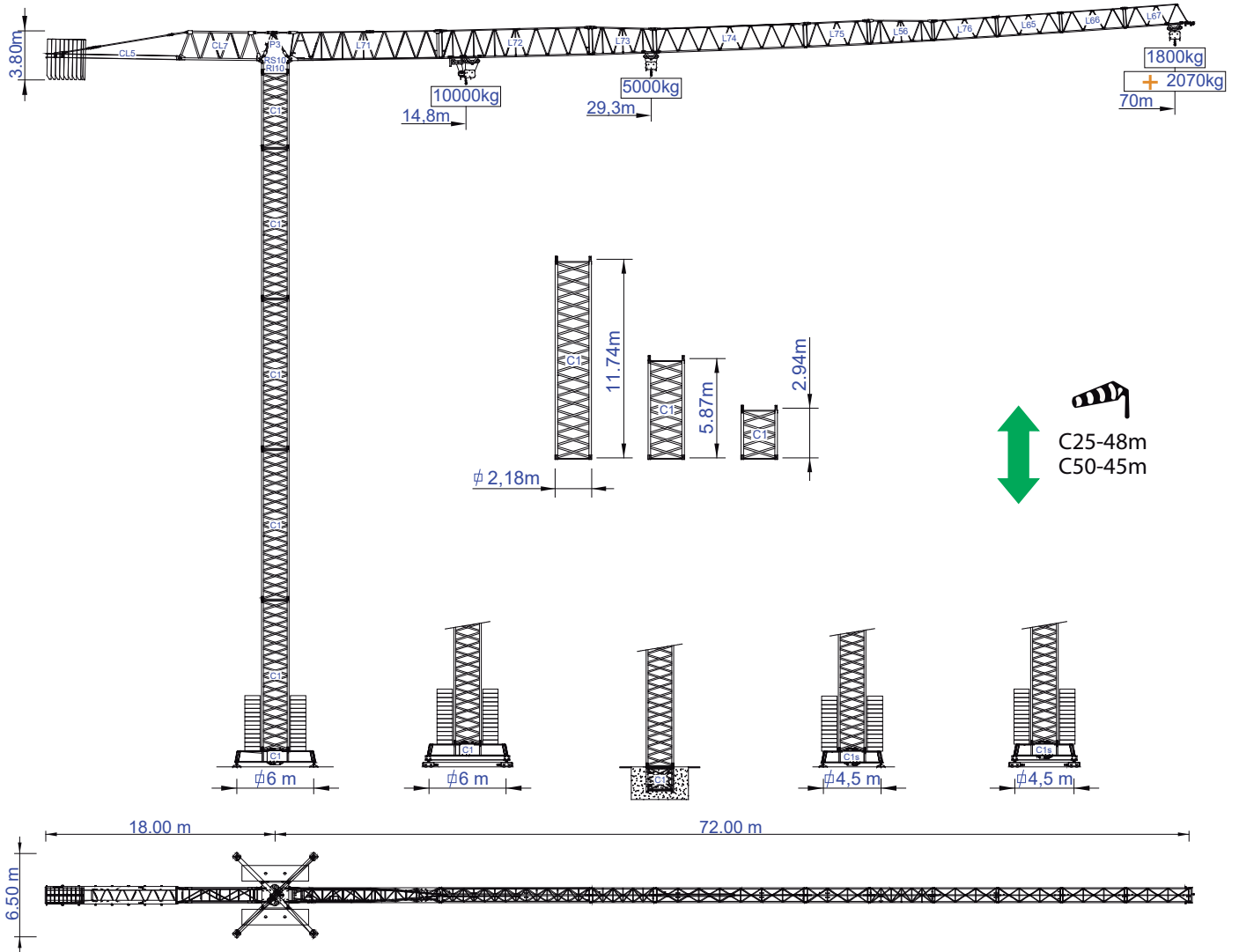




**STAFFORD**  
TOWER CRANES

**STF 7018**

Data Sheet / Catalogo / Fiche Technique / Scheda Dati  
Dentenblatt / техническая спецификация  
Metric / Métrico / Métrique / Metrico / Metrisch / метрика



**Factory & HQ**

Zona Industrial de Canas de Senhorim - EN 234, 3525-040 Canas de Senhorim - Portugal

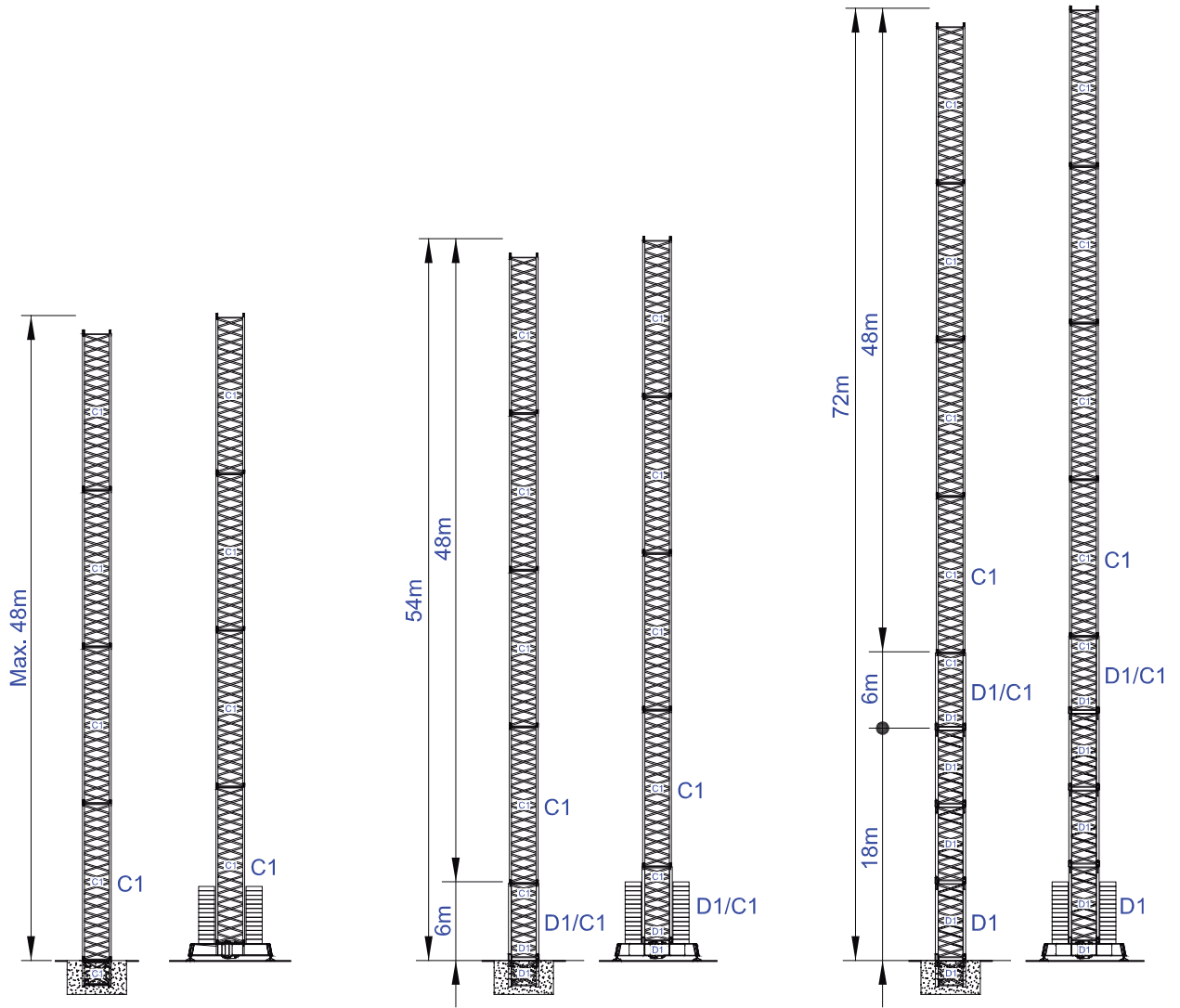
+351 232 673 530 sales@staffordtowercranes.com

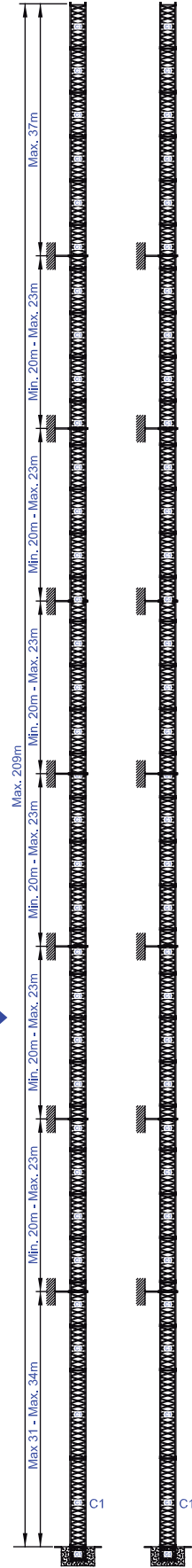
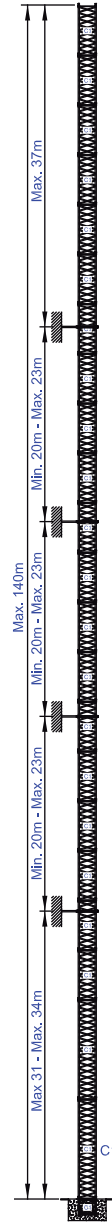
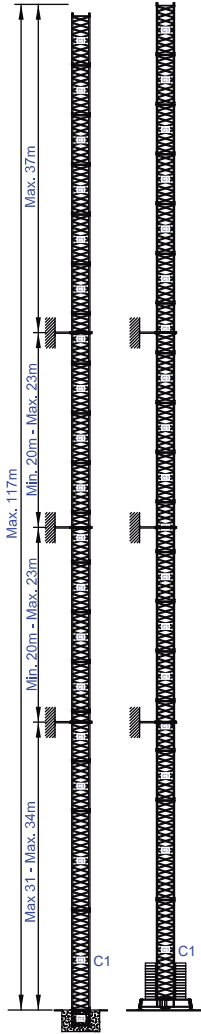
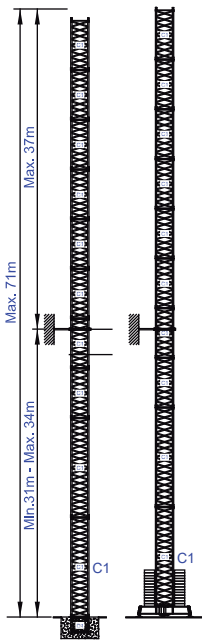
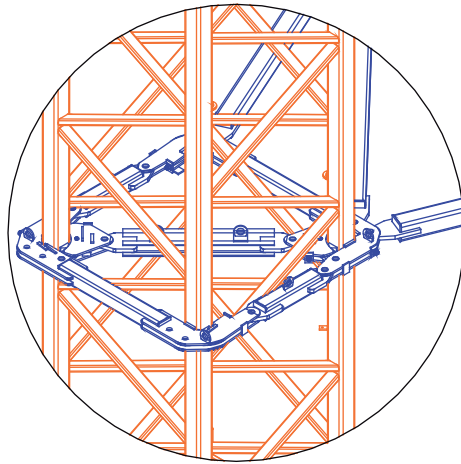
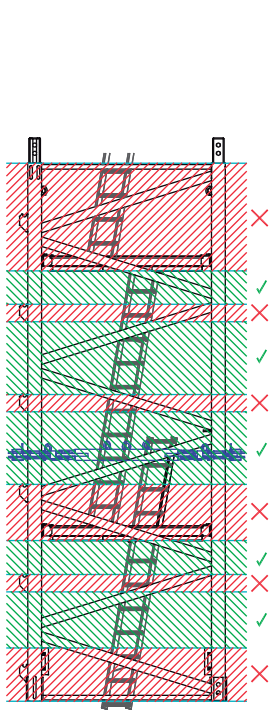
staffordtowercranes.com

v.3.000-05/24



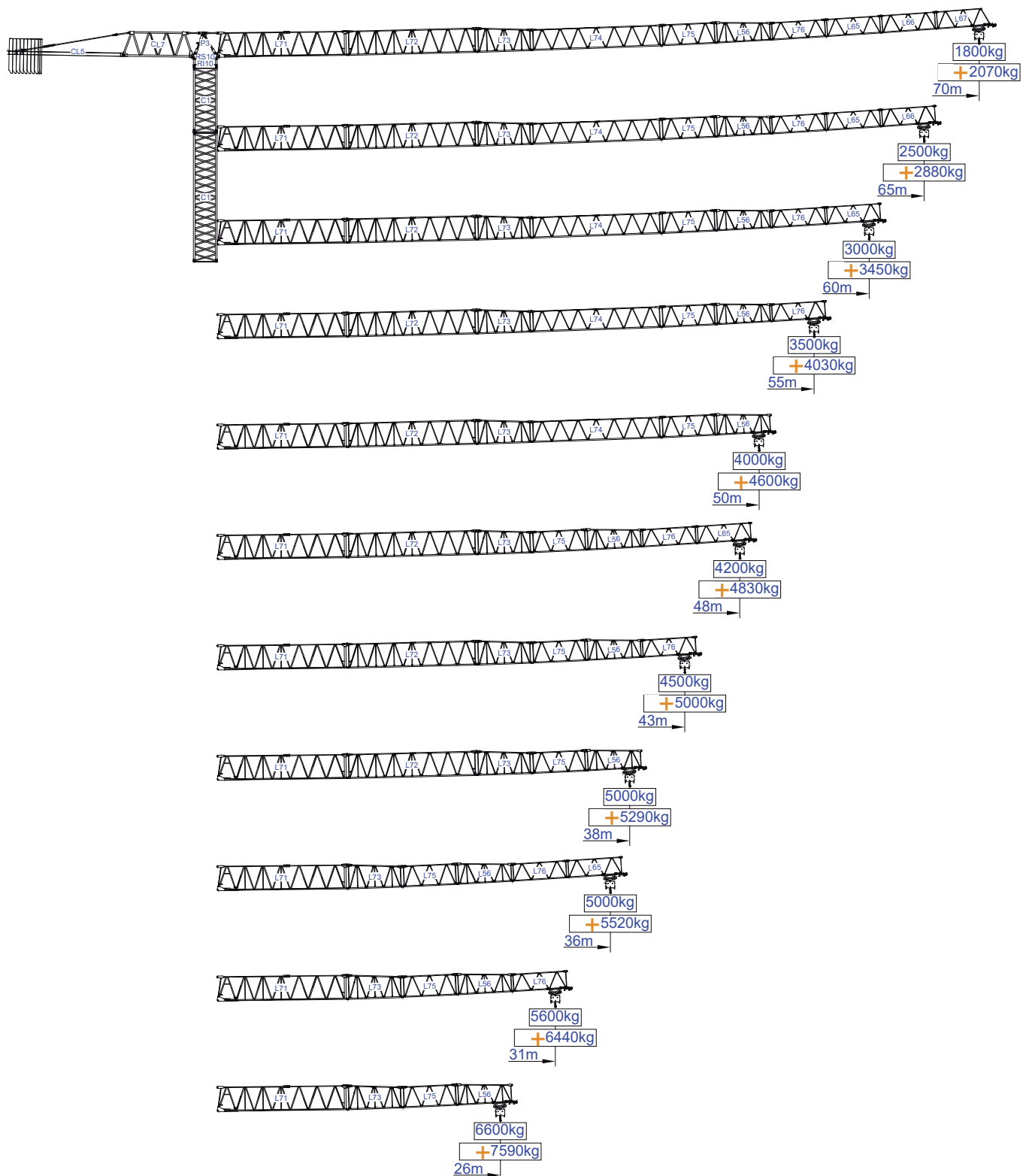
Empresa certificada no âmbito da Conceção, Fabrico e Serviço Pós-venda de Gruas Soima e componentes





More options





m																		m
		10000kg	5000kg	16	21	26	31	36	38	43	48	50	55	60	65	70		
70	18000kg + 8x2000kg + 2x1000kg	14,8	29,3	5000	5000	5000	4710	3390	3750	3260	2870	2730	2440	2190	1990	1800		
				9190	6790	5310	4310	3590	3350	2860	2470	2330	2040	1790	1590	1400		
65	18000kg + 8x2000kg + 2x1000kg	17,9	35,5	5000	5000	5000	5000	4940	4650	4050	3580	3410	3060	2760	2500			
				10000	8420	6630	5410	4550	4250	350	2180	3010	2660	2360	2100			
60	17000kg + 8x2000kg + 1x1000kg	19,3	28,2	5000	5000	5000	5000	5000	5000	4400	3890	3720	3330	3000				
				10000	9140	7210	5900	4960	4650	4000	3490	3320	2930	26000				
55	17000kg + 8x2000kg + 1x1000kg	20,2	40,0	5000	5000	5000	5000	5000	5000	4640	4100	3920	3500					
				10000	9620	7600	6230	5240	4910	4240	3700	3520	3100					
50	16000kg + 7x2000kg + 2x1000kg	20,7	40,9	5000	5000	5000	5000	5000	5000	4760	4200	4000						
				10000	9860	7790	6390	5380	5050	4360	3800	3600						
48	14000kg + 6x2000kg + 2x1000kg	20,7	41,0	5000	5000	5000	5000	5000	5000	4800	4200							
				10000	9950	7860	6450	5430	5100	4400	3800							
43	12000kg + 5x2000kg + 2x1000kg	19,7	39,0	5000	5000	5000	5000	5000	5000	4500								
				10000	9450	7460	6110	5140	4820	4100								
38	11000kg + 5x2000kg + 1x1000kg	19,2	38,0	5000	5000	5000	5000	5000	5000									
				10000	9180	7240	5930	4980	4600									
36	9000kg + 4x2000kg + 1x1000kg	18,2	37,3	5000	5000	5000	5000	5000										
				10000	9070	7160	5860	4800										
31	8000kg + 3x2000kg + 2x1000kg	18,5	36,6	5000	5000	5000	5000											
				10000	8930	7040	5600											
26	7000kg + 3x2000kg + 1x1000kg	17,9	35,5	5000	5000	5000												
				10000	8650	6600												

SACS  
15%






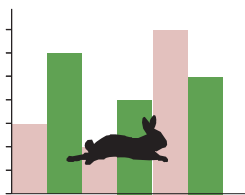
m																		m
		10000kg	5000kg	16	21	26	31	36	38	43	48	50	55	60	65	70		
70	18000kg + 8x2000kg + 2x1000kg	14,8	29,3	5000	5000	5000	5000	3900	4310	3750	3300	3140	2810	2520	2290	2070		
				10000	7810	6110	4960	4130	3850	3290	2840	2680	2350	2060	1830	1610		
65	18000kg + 8x2000kg + 2x1000kg	17,9	35,5	5000	5000	5000	5000	5000	5000	4660	4120	3920	3520	3170	2880			
				10000	9680	7620	6220	5230	4890	400	2510	3460	3060	2710	2420			
60	17000kg + 8x2000kg + 1x1000kg	19,3	28,2	5000	5000	5000	5000	5000	5000	5000	5000	4470	4280	3830	3450			
				10000	10000	8290	6790	5700	5350	4600	4010	3820	3370	2990				
55	17000kg + 8x2000kg + 1x1000kg	20,2	40,0	5000	5000	5000	5000	5000	5000	5000	4720	4510	4030					
				10000	10000	8740	7160	6030	5650	4880	4260	4050	3570					
50	16000kg + 7x2000kg + 2x1000kg	20,7	40,9	5000	5000	5000	5000	5000	5000	5000	4830	4600						
				10000	10000	8960	7350	6190	5810	5010	4370	4140						
48	14000kg + 6x2000kg + 2x1000kg	20,7	41,0	5000	5000	5000	5000	5000	5000	5000	4830							
				10000	10000	9040	7420	6240	5870	5060	4370							
43	12000kg + 5x2000kg + 2x1000kg	19,7	39,0	5000	5000	5000	5000	5000	5000	5000								
				10000	10000	8580	7030	5910	5540	4720								
38	11000kg + 5x2000kg + 1x1000kg	19,2	38,0	5000	5000	5000	5000	5000	5000									
				10000	10000	8330	6820	5730	5290									
36	9000kg + 4x2000kg + 1x1000kg	18,2	37,3	5000	5000	5000	5000	5000										
				10000	10000	8230	6740	5520										
31	8000kg + 3x2000kg + 2x1000kg	18,5	36,6	5000	5000	5000	5000											
				10000	10000	8100	6440											
26	7000kg + 3x2000kg + 1x1000kg	17,9	35,5	5000	5000	5000												
				10000	9950	7590												






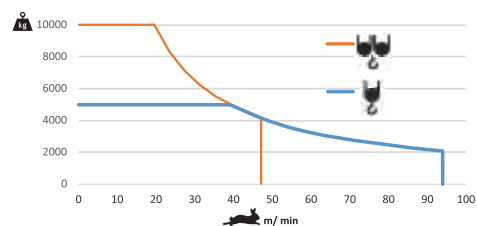
			A (mm)	B (mm)	C (mm)	kg	
Jib / Lança / Fleche / Braccio		L71	11970	1900	2900	9500	
/ Ausleger / кливер		L72	11970	1160	2260	2500	
		L73	5230	1160	2260	750	
		L74	11950	1160	1950	1400	
		L75	5200	1160	1950	500	
		L56	5200	1160	1930	590	
		L76	5180	1160	1610	370	
		L65	5110	1160	1610	330	
		L66	5110	1160	1610	300	
		L67	5110	1160	1610	300	
	Head turntable / Cabeçote / Pivot / Testa giradisci / Kopfplattenspieler		RS10 RI10	2620	2180	2150	8000
			P3	2430	1300	760	1270
		CL7	6470	1240	2285	2600	
Counter-jib / Contra lança / Contre-flèche		CL5	10550	1500	500	3550	
Counterweight / Contrapeso / Contrepoids / Gegengewicht / Противовес		CP2	1160	330	3140	8x2000 16000	
		CP3	1160	165	3140	2x1000 2000	
Tower section / torre / Coupe tour / Sezione torre / Turmabschnitt / Секция башни		C1	12000	2180	2180	4200	
		C1	6130	2180	2180	2200	
		C1	3195	2180	2180	1200	
Climbing tower section		C1	3195	2250	2250	1360	
Foundation anchor / Tramo encastrar /		C1	2280	2150	2150	850	
Base Chassis		C1	8127	800	1370	4600	
			4200	380	1370	2x1700 3400	
TOTAL						8000	
Base Chassis		C1s	6605	800	1370	3420	
			3160	380	1370	2x1840 3680	
TOTAL						7100	




		
	0 a 1 r.p.m.	3x5 daN.m
	0 a 60 m/min	5,5 kW
	0-10 m/min	2x4 kW

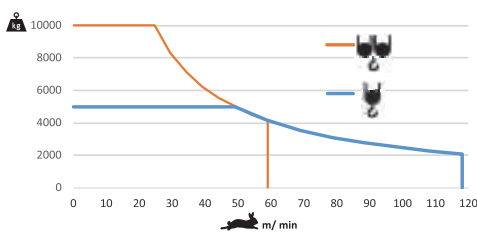



		
	0 a 94 m/min	0 a 47 m/min
		37 kW



	55 kVA
	400 V +- 5% (50/60 Hz)

		
	0 a 118 m/min	0 a 59 m/min
		45 kW


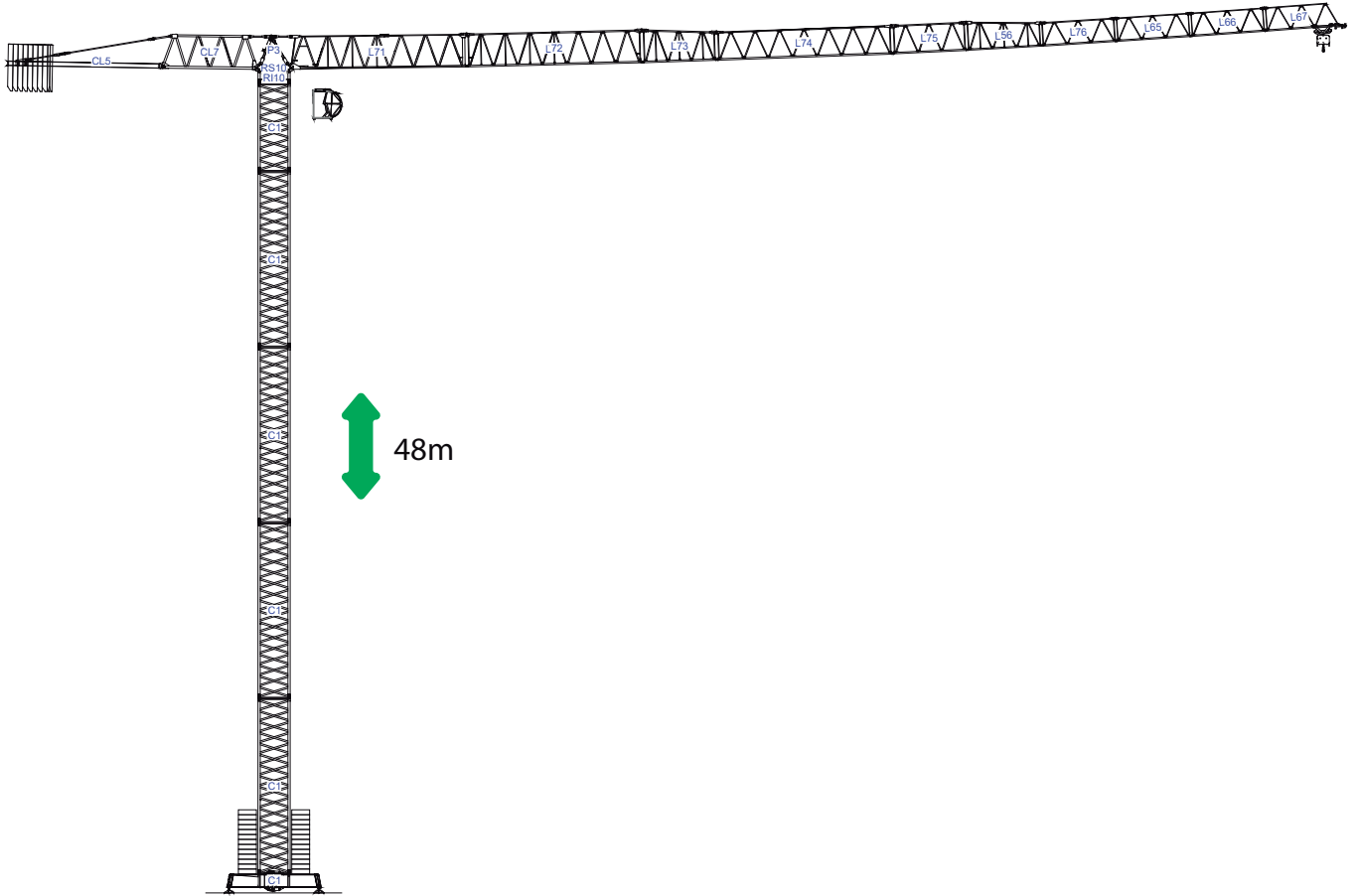


	65 kVA
	400 V +- 5% (50/60 Hz)

Max height of hoist

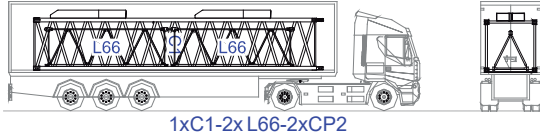
(H)Max. 66m <sup>More options</sup> +   
 (H)Max. 132m



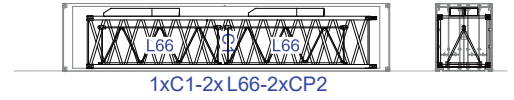




1

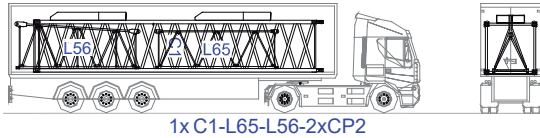


1x C1-2x L66-2x CP2

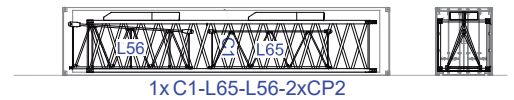


1x C1-2x L66-2x CP2

2

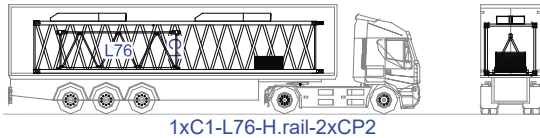


1x C1-L65-L56-2x CP2

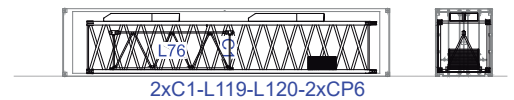


1x C1-L65-L56-2x CP2

3

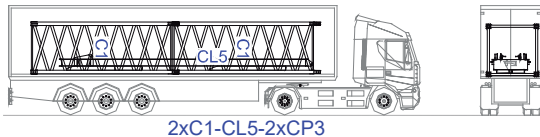


1x C1-L76-H.rail-2x CP2

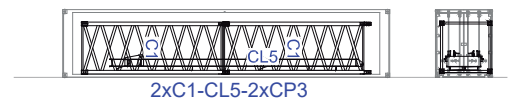


2x C1-L119-L120-2x CP6

4

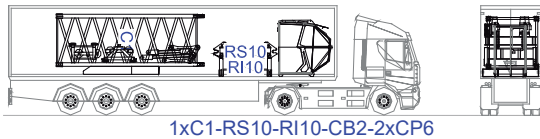


2x C1-CL5-2x CP3



2x C1-CL5-2x CP3

5

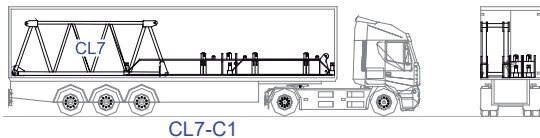


1x C1-RS10-RI10-CB2-2x CP6

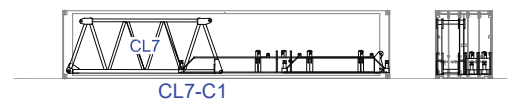


1x C1-RS10-RI10-CB2-2x CP6

6

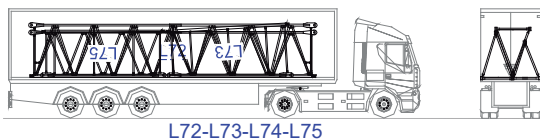


CL7-C1



CL7-C1

7

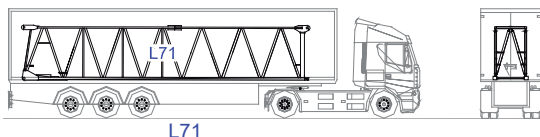


L72-L73-L74-L75

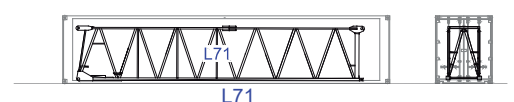


L72-L73-L74-L75

8



L71



L71





